

# 120Lm/w Extremely Cost-effective LED High Bay Light

100W | 150W | 200W



## Features

---

■ Beautiful looking with the nice radiator fins, Classic circular shape design

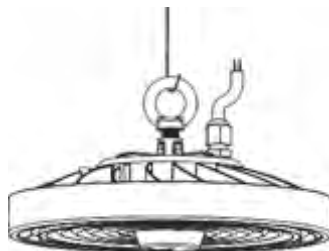


■ 120Lm/w high lumen efficiency, get more illuminance with lower power consumption genuine energy-saving .

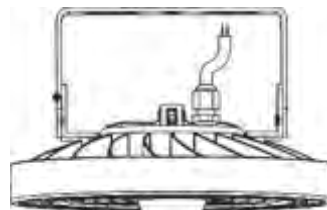


■ 2 installation ways

Specially designed to be compatible with U shape bracket ,  
2 installation ways to meet all kinds of application.




Ring type installation



U-shaped bracket type installation

**High quality PC concentric lens, with clips to fix the lens**

The clips fixing way is a new trend to instead of the screws fixing way. Precisely calculated structure, and all kinds of complete tests of the finished products, have verified that this way can make sure reliable fastening, high production efficiency, and reliable IP65 waterproof.



**85-300V wide input range**

85-300V wide input range, well protect the luminaire from the instability of the power grid, especially in certain countries with unstable voltage.



**Super competitive cost**, extremely ratio of quality/price, to get high market acceptance, increase your business.



**Reliable IP65 waterproof**



**3 Years warranty**

The guarantee comes from our confidence in quality and our consistent sense of responsibility towards customers.



# Application

---

Warehouse, Workshop, Factory, underground parking garage, Port and pier, Exhibition center, Library, Railway station, Gas station , Auditorium, etc



# Parameters

---

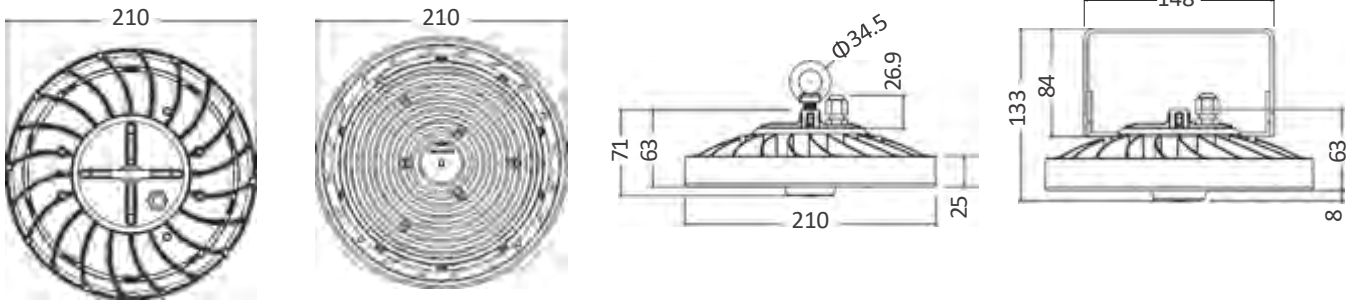
Power	100W	150W	200W
Input	85-265VAC	85-265VAC	85-265VAC
Frequency	50/60HZ	50/60HZ	50/60HZ
Power Supply	Isolated driver	Isolated driver	Isolated driver
Power Factor	>0.95	>0.95	>0.95
Total Harmonic Distortion	<15%	<15%	<15%
Light source	144pcs of high lumen Epistar SMD3030 chips for 100watt	192pcs of high lumen Epistar SMD3030 chips for 150watt	288pcs of high lumen Epistar SMD3030 chips for 200watt
Lumen Efficiency	145.31lm/w	135-145lm/w	135-145lm/w
Beam angle	60,90,120 degrees optional	60,90,120 degrees optional	60,90,120 degrees optional
CCT	3000K / 4000K / 5000K 5700K / 6500K	3000K / 4000K / 5000K 5700K / 6500K	3000K / 4000K / 5000K 5700K / 6500K
CRI	>70Ra	>70Ra	>70Ra
IP Rating	IP65	IP65	IP65
Lens material	high quality PC	high quality PC	high quality PC
Heat sink	Die-casting pure aluminum	Die-casting pure aluminum	Die-casting pure aluminum



# Dimensions

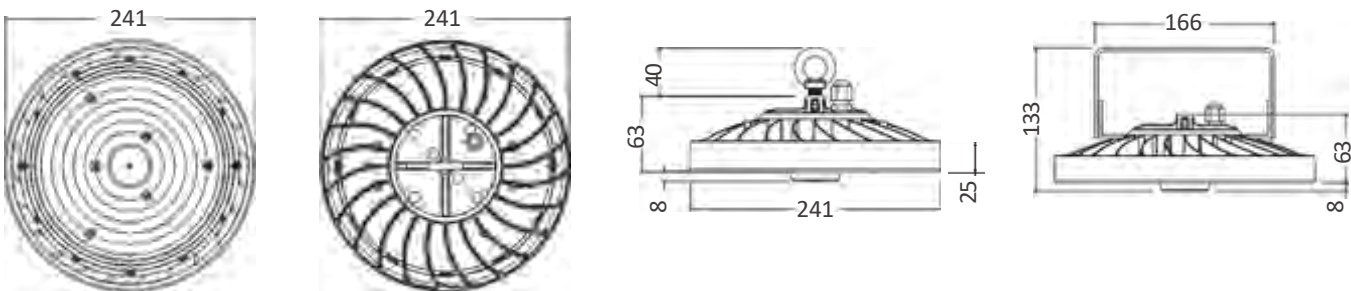
100W

Unit:mm



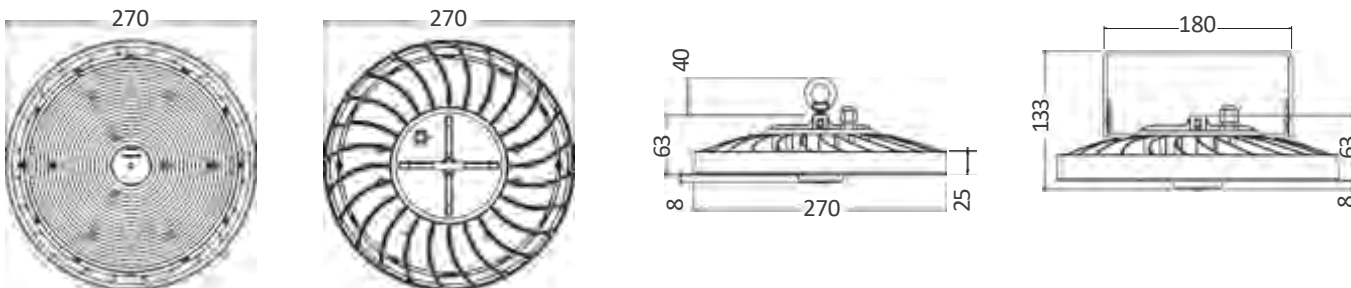
150W

Unit:mm



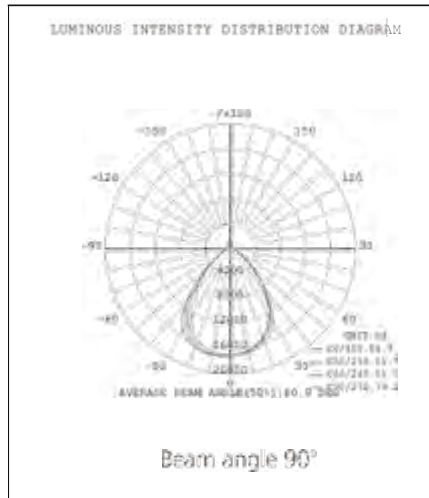

200W

Unit:mm



## Photometric Diagrams

---



## Packing Datas

---

### 100W

1 unit/Master carton box  
 Ctn dimension: 22.5\*22.5\*11.5cm  
 NW:1.0Kg/ctn  
 GW:1.7kg/ctn

### 150W

1 unit/Master carton box  
 Ctn dimension: 27\*27\*11.5cm  
 NW:1.2Kg/ctn  
 GW:2.0kg/ctn

### 200W

1 unit/Master carton box  
 Ctn dimension: 30.1\*30.1\*11.5cm  
 NW:1.5Kg/ctn  
 GW:2.4kg/ctn